

GEBERIT TYPE 01 REMOTE BUTTON ACTUATORS

For Sigma and Omega Concealed Tanks, 2x6 and 2x4 installations

SPECIFICATIONS

Actuators for concealed tank and carrier system. Remote push buttons shall be molded plastic and plated to guard against scratches. All components shall be compliant with applicable codes and product standards.

FEATURES

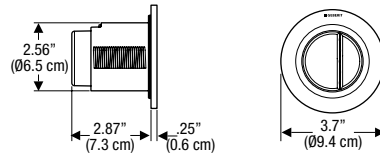
- Designed to maintain appearance push after push
- Single flush or water-saving dual flush
- Incorporates water saving possibilities when used with Geberit dual-flush tanks 1.6 GPF (6 LPF) and 0.8 GPF (3 LPF) or 1.28 GPF (4.8 LPF) and 0.8 GPF (3 LPF)
- Available in a variety of colors and materials
- All can be placed anywhere within a 5.5 ft. radius of the concealed tank
- Available for furniture as well as solid and drywall construction
- Pneumatic remote flush
- Moving parts are accessible behind cover plate
- Accessible (ADA) versions available
- Includes mounting hardware

WARRANTY

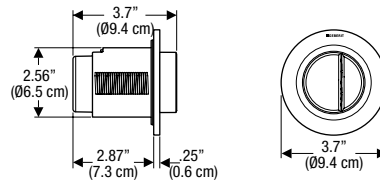
- One-year limited warranty

DIMENSIONS

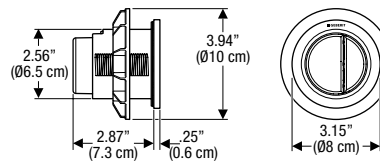
Type 01 Dual-Flush, Concealed Installation



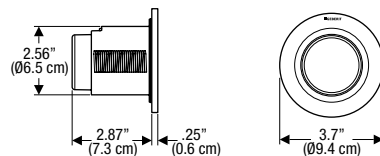
Type 01 Dual-Flush, Concealed Installation, ADA



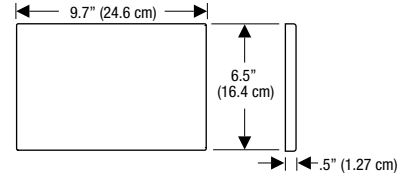
Type 01 Dual-Flush, Furniture Installation



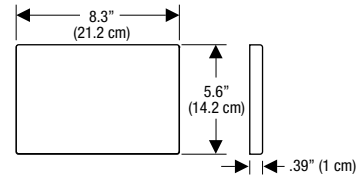
Type 01 Single-Flush, Concealed Installation



Sigma Cover Plate for use with flush buttons



Omega Cover Plate for use with flush buttons



Products marked with comply with the American Disabilities Act (ADA) when installed per the requirements of the latest ADA Accessibility Guidelines (ADAAG) and/or ICC/ANSI A117.1.



Geberit
2100 S. Clearwater Drive
Des Plaines, IL 60018
USA

P 847-803-7777
F 847-849-1845

www.geberit.us






ARCHITECT/ENGINEER APPROVAL	
Job Name:	_____
Date:	Quantity: _____
Model Specified:	_____
Variations Specified:	_____
Customer/Wholesaler:	_____
Contractor:	_____
Architect:	_____


GEBERIT TYPE 01 REMOTE BUTTON ACTUATORS

For Sigma and Omega Concealed Tanks, 2x6 and 2x4 installations


Dual-Flush Remote Button Actuators for Concealed Installations

Style	Material	Finish	Installation System		
			Sigma 2x6	Sigma 2x4	Omega 2x6
Type 01 	Plastic	Alpine White	116.042.11.1	116.043.11.1	116.042.11.1
		Polished Chrome	116.042.21.1	116.043.11.1	116.042.21.1
	Plastic	Alpine White 	116.044.11.1	116.045.11.1	116.044.11.1

Dual-Flush Remote Button Actuators for Furniture Installations


Style	Material	Finish	Installation System		
			Sigma 2x6	Sigma 2x4	Omega 2x6
Type 01 	Plastic	Alpine White	116.050.11.1	—	116.050.11.1
		Polished Chrome	116.050.21.1	—	116.050.21.1
		Matte Chrome	116.050.46.1	—	116.050.46.1

Single-Flush Remote Button Actuators for Concealed Installations


Style	Material	Finish	Installation System		
			Sigma 2x6	Sigma 2x4	Omega 2x6
Type 01 [†] 	Plastic	Alpine White	116.040.11.1	116.041.11.1	116.040.11.1
		Polished Chrome	116.040.21.1	116.041.21.1	116.040.21.1

[†] Intended for sales and use in California with 1.28 gpf (4.8 lpf) system only

Cover Plates for use with flush buttons

Style	Material	Finish	Installation System		
			Sigma 2x6	Sigma 2x4	Omega 2x6
	Glass	White	115.766.SI.1	115.766.SI.1	115.082.SI.1
		Br SS	115.764.FW.1	115.764.FW.1	—
		Customizable	115.766.00.1	115.766.00.1	115.082.00.1
	Plastic	Alpine White	115.768.11.1	115.768.11.1	—
		Polished Chrome	115.768.21.1	115.768.21.1	—
		Matte Chrome	115.768.46.1	115.768.46.1	—

Surface Even Cover Plates for use with flush buttons[†]

Style	Material	Finish	Installation System		
			Sigma 2x6	Sigma 2x4	Omega 2x6
	Plastic	Customizable + rough-in kit	115.696.00.1 + 243.168.00.1	115.696.00.1	115.087.00.1
		Customizable with frame + rough-in kit	115.697.00.1 + 243.168.00.1	115.697.00.1	115.088.00.1

[†] For tile, stone or other hard surface walls only!

Geberit
2100 S. Clearwater Drive
Des Plaines, IL 60018
USA

P 847-803-7777
F 847-849-1845

www.geberit.us